

Service Information

Mazda Motor Corporation

3-1, Shinchi, Fuchu-cho, Aki-gun
Hiroshima 730-8670, Japan
TEL : 81(82)287-5323
FAX : 81(82)287-5220



Category S	Technical	Ref. No. E002/10A	Page 1 of 4
Coverage <input type="checkbox"/> Distributor only <input checked="" type="checkbox"/> Please inform your dealers		Date Issued February 11, 2010	
Please convey this information to your <input type="checkbox"/> Director <input checked="" type="checkbox"/> General Manager <input checked="" type="checkbox"/> Warranty Dept. <input checked="" type="checkbox"/> Parts Dept. <input checked="" type="checkbox"/> Training Dept. <input checked="" type="checkbox"/> Field Rep.		Date Revised October 8, 2010	
Applicable Model All models		Applicable Countries or Specifications Worldwide (except North America)	

Revised

Revision note: In order to remind and intensify promotion about importance of proper usage of driver's floor mat, examples of improper usage is added.

Subject: Request for Promoting Proper Usage of Driver's Floor Mat

DESCRIPTION

Recently, some cases have been reported among automotive industry regarding "driver's floor mat interferes with accelerator pedal in the full open position".

Most possible causes of such interference are as shown below, which can be avoidable with customers' proper usage

- Floor mat moves forward due to improper installation
- Inappropriate floor mat (such as aftermarket, non factory-equipped, non genuine) is used.
- Floor mat is stacked one over another.



In order to avoid fatal result for customers, take every opportunity to send out strong awareness to the customers as shown below (we strongly recommend to establish a system of documentation in your service department to record if any improper use of floor mats, including double matting, is witnessed by your Technicians or Service Advisors. This should be standard practice on any repair order, regardless of repair type, and should be reviewed with the customer followed by a signature) .

<Important points for proper usage of driver's floor mat >

1. Proper installation of floor mat with retainer

- Always ensure that the floor mat is properly installed and secured with retainer.
- If the floor mat without any retainer is used, recommend to use the one with retainer (e.g. Mazda genuine floor mat).

2. Floor mat with appropriate size/shape that matches to the vehicle

- Always use the floor mat matching to the size and shape of the vehicle's floor.

3. Prohibition of floor mat usage with stacking

- Always use the floor mat alone. Do not stack up one over another.

4. Check of floor mat before driving

- Before driving, ensure that the floor mat is surely secured, the floor mat does not interfere or overlap with the accelerator pedal even when fully opened, and sufficient clearance between the mat and the pedal is assured.

5. Looking over the instruction

- Carefully read the instruction that comes with / is tagged on the floor mat.

When you purchase Mazda genuine floor mat, please contact a person in charge of your market of Mazda Overseas Parts & Service Marketing Dept or trading company to check part number / availability / inventory status in advance.


For your better understanding, we show examples of improper usage of drivers floor mat on the following pages.

<Examples of improper usage of driver's floor mat >

1. Floor mat that hasn't been secured properly with retainer slips, causing interference between the accelerator pedal and the edge of the floor mat.

Before pressing the accelerator pedal

After pressing the pedal to the full.



Floor mat slips forward




Pedal interferes/overlaps with the edge of the mat.

2-1. Floor mat that hasn't been secured properly with retainer slips, causing interference between the accelerator pedal and the edge of the heel pad: Case 1

Before pressing the accelerator pedal

After pressing the pedal to the full.




Pedal interferes/overlaps with the edge of the heel pad.

2-2. Floor mat that hasn't been secured properly with retainer slips, causing interference between the accelerator pedal and the edge of the heel pad: Case 2

Before pressing the accelerator pedal

After pressing the pedal to the full.




Pedal interferes/overlaps with the edge of the heel pad.

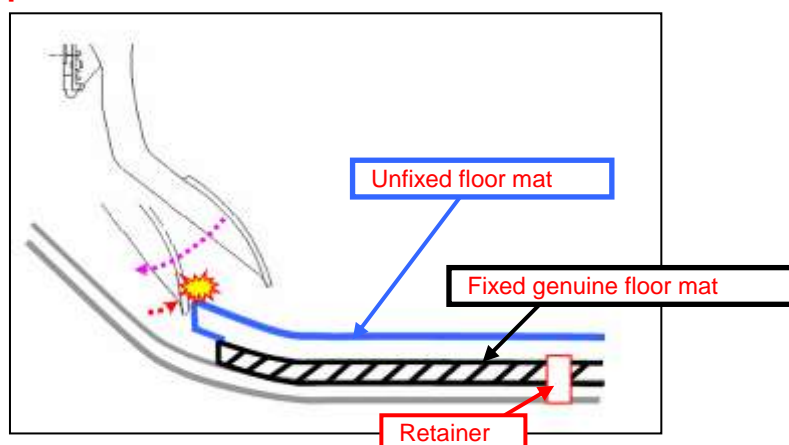
3. Large-sized aftermarket floor mat that doesn't match to the floor shape interferes/overlaps with the accelerator pedal.

Before pressing the accelerator pedal

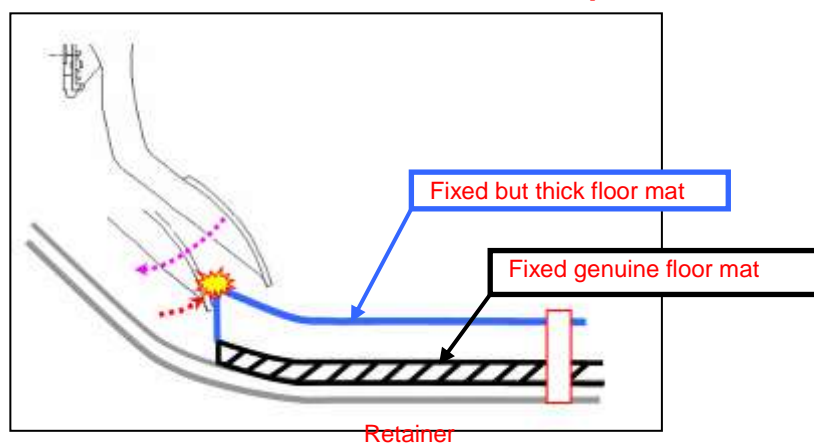
After pressing the pedal to the full



4. Stacked and unfixed floor mat slips, causing interference between the accelerator pedal and the floor mat.



5. Although the floor mats are fixed, thickness of stacked floor mats cause the interference between the accelerator pedal and the edge of the floor mat.



Shinji Kanai
Manager, Technical Information Gr.
Technical Service Dept.
Mazda Motor Corporation