

2004-2011 RX-8

ENGINE STALLS AFTER REPLACEMENT

Some vehicles may experience engine stalling at idle, P0172 (fuel trim too rich), after:

- Engine removal/replacement
- Intake manifold removal/replacement
- Engine harness removal/replacement
- Fuel injector removal/replacement

This may be caused by incorrect routing or attachment of primary and secondary fuel injectors harness connectors or incorrect position of the fuel injectors.

NOTE:

Check SFT1 PID at idle. If trim % sweeps from MAX +% and MAX -%, the cause may be due to secondary fuel injectors activating when primary fuel injectors are commanded on. This causes an excessive amount of fuel to be added at idle which results in a rich fuel mixture.

To visually inspect the primary and secondary fuel injector harness connectors:

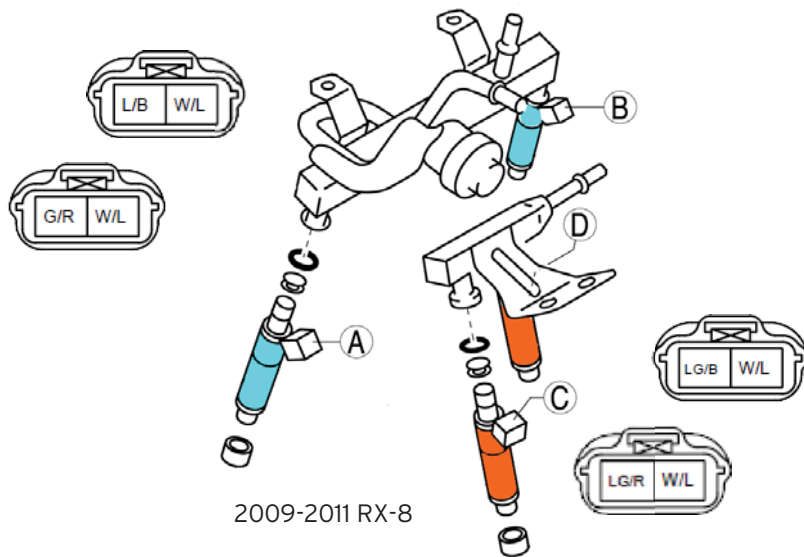
- The primary fuel injector harness has colored tape markings and is located in the intermediate housing (top of engine).
- The secondary fuel injector harness has no tape markings and is mounted in the intake manifold.

Refer to the table below and on the next page for fuel injector location and tape color.

If harness connections are not as described above, remove the upper intake manifold assembly. Refer to MS3 online or Workshop Manual section 01-13 and route connectors to their proper location as described below:

2009-2011 RX-8 Fuel Injector and Connector Location

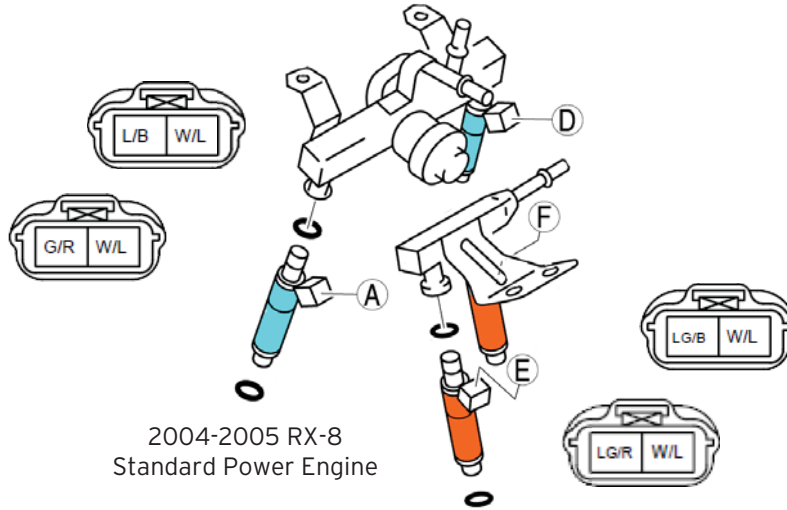
	Description	Harness Pigtail	Connector Wire Color		Injector Color	Injector Part Number
A	FS (front secondary)	No tape	G/R	W/L	Blue	N3R2-13-250
B	RS (rear secondary)	No tape	L/B	W/L		
C	FP (front primary)	White tape	LG/R	W/L	Red	N3R1-13-250
D	RP (rear primary)	Green tape	LG/B	W/L		



2009-2011 RX-8

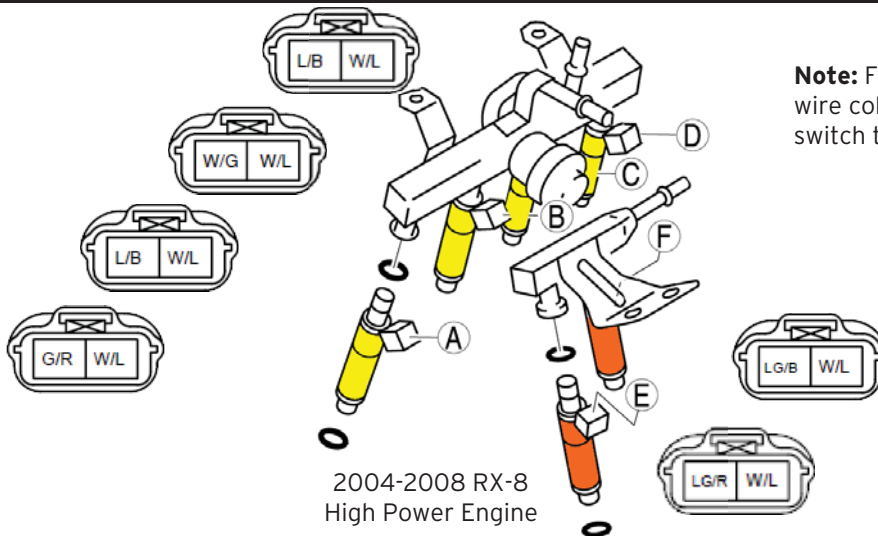
2004-2005 RX-8 Standard Power Engine Fuel Injector and Connector Location

	Description	Harness Pigtail	Connector Wire Color		Injector Color	Injector Part Number
A	FS (front secondary)	No tape	G/R	W/L	Blue	N3H2-13-250
D	RS (rear secondary)	No tape	L/B	W/L		
E	FP (front primary)	White tape	LG/R	W/L	Red	N3H1-13-250A
F	RP (rear primary)	Orange or tan tape	LG/B	W/L		



2004-2008 RX-8 High Power Engine Fuel Injector and Connector Location

	Description	Harness Pigtail	Connector Wire Color		Injector Color	Injector Part Number
A	FS (front secondary)	No tape	G/R	W/L	Yellow	N3H3-13-250A
B	FP2 (front primary 2)	Yellow tape	L/B	W/L		
C	RP2 (rear primary 2)	Green tape	W/G	W/L		
D	RS (rear secondary)	No tape	L/B	W/L		
E	FP1 (front primary 1)	White tape	LG/R	W/L	Red	N3H1-13-250A
F	RP1 (rear primary 1)	Orange or tan tape	LG/B	W/L		



Note: FP2 and RS wiring harness wire colors are the same. Do not switch these connectors.