


M-TIPS



Mazda M-TIPS • May/June • 2006

All Models W/Sirius Satellite Radio Installed RI4922

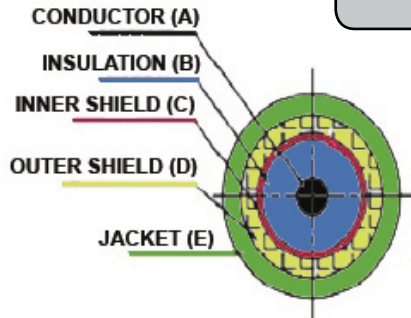
Satellite Radio Displays 'ANTENNA+FAIL'

Before installing a Sirius radio kit, inspect the antenna connector to confirm the presence of the conductor (wire). If the antenna is bad and not inspected prior to installation, the radio will display 'ANTENNA+FAIL' when in SAT mode.


ANTENNA CABLE INSPECTION PROCEDURE:

1. Remove antenna from plastic bag.
2. Inspect cable assembly connector for proper length of conductor. The conductor (A) must be flush with surface of insulation (B).
3. If conductor is not flush with white plastic insulation surface, antenna is not good. A new antenna is necessary before installation.
4. If conductor is flush with white plastic insulation surface, antenna is good. Continue with install.

Inspect This Connector



GOOD - Conductor Flush With Insulation



BAD - Conductor NOT Flush With Insulation

